


Shelton, Mindel & Associates design



d8010

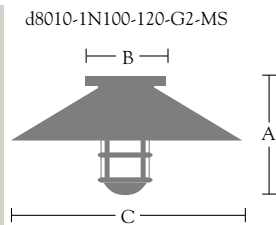

See also:



d5010



d1010



	A	B	C
d8010:	8 1/4"	5"	14"
d8012:	8 1/2"	5"	17"

Item #	Lamping	Voltage	Fixture Finish	Options	Sp. Orders
<input type="text"/>	<input type="text"/>	<input type="text"/>	<input type="text"/>	<input type="text"/>	<input type="text"/>

Work space for submittals

How to specify

Example from illustration at left

d8010	-1N100	-120	-MG	-RG-PS	<input type="text"/>
--------------	---------------	-------------	------------	---------------	----------------------

Item Number **d8010**
 d8012

SOFT INDUSTRIAL ceiling fixture
SOFT INDUSTRIAL ceiling fixture - Large
Shelton, Mindel & Associates design

Construction

Cast aluminum grill and fittings. Clear glass enclosure.
5" diam. x 1/2" deep canopy. (Fluorescent versions enclose ballast in 5" diam. x 2" deep canopy.) For standard ceiling junction box mounting. UL listed, cUL certified for dry locations.

Lamping / Wattage

*Fixtures supplied less lamps.
Lamps may be ordered from d'ac.*

- 1N100**
- 1N200***
- 1F13**
- 1F18**
- 1F26**
- 1F32**
- 1F42***

- Incandescent, one 100 W, medium base, A type
 - Incandescent, one 200 W, medium base, A type
 - Fluorescent, one 13 W quad, 4 pin, electronic HPF ballast
 - Fluorescent, one 18 W quad, 4 pin, electronic HPF ballast
 - Fluorescent, one 26 W triple tube, 4 pin, electronic HPF ballast
 - Fluorescent, one 32 W triple tube, 4 pin, electronic HPF ballast
 - Fluorescent, one 42 W triple tube, 4 pin, electronic HPF ballast
- *Available on d8012 only*

Voltage

- 120** 120V **277** 277V

Fixture Finishes

See Page d9000 for color renderings

- | | |
|----------------------------|--|
| AL Brushed Aluminum | Baked Enamel Finishes: |
| WH White Gloss | G1 Light Grey |
| MG Metallic Grey | AN Metallic Anthracite |
| MB Matte Black | BC Black Crinkle |
| BZ Metallic Bronze | T1 Light Tan |
| GM Metallic Green | SF Seafoam |
| RD Metallic Red | RB Bright Red |
| YL Bright Yellow | SCF Special Finish—must supply paint chip |
| | G2 Medium Grey |
| | BG Black Gloss |
| | CU Metallic Copper |
| | T2 Medium Tan |
| | BL Metallic Blue |
| | MP Magenta Pink |

Options

- RG** Ribbed Glass enclosure **PS** Perforated metal Sleeve **MS** Metal Shade
- WET** Wet location UL/cUL listed
- SCF** Special/Custom Finish - customer must supply paint chip

Special Orders

For modifications to dimensions, electrical requirements and other special orders, please contact your d'ac representative.